

PT175

TECHNICAL SPECIFICATIONS.

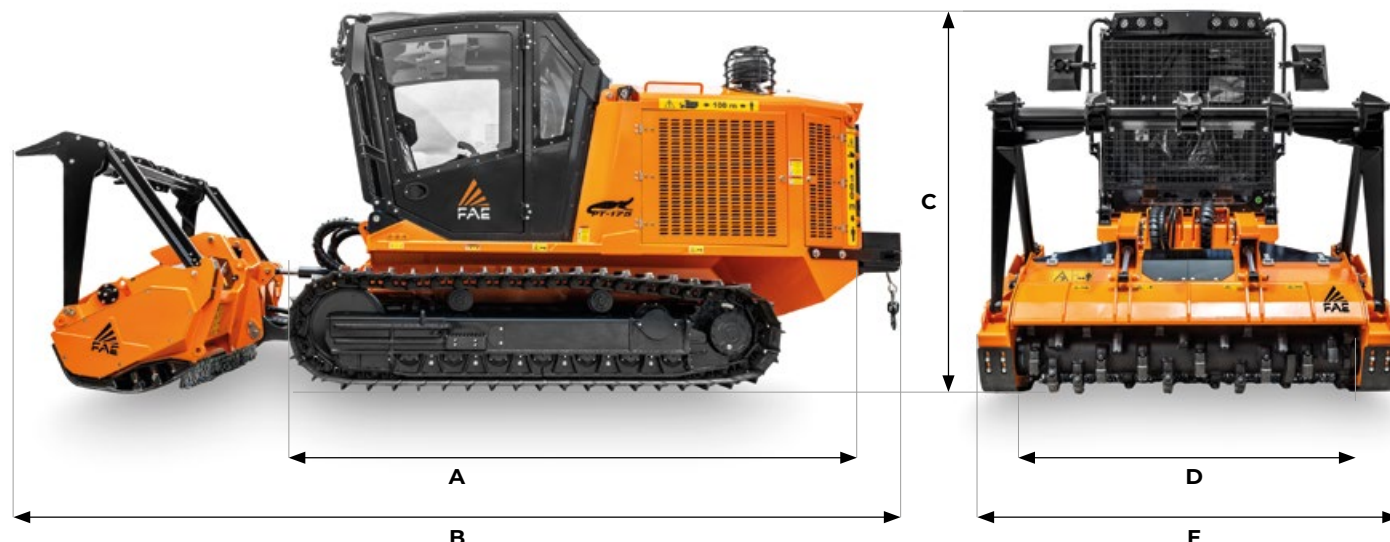


173 hp | Tier 4 Final / Stage V

STANDARD EQUIPMENT

DOC/DPF/SCR after-treatment system	Comfort driver's seat (heated and air suspended)
CAT C4.4 Acert turbocharged and after-cooled engine	Ergonomic joysticks
Hydrostatic transmission	Heating and air conditioning system
Hydrostatic transmission attachments	Double emergency exit and roof hatch handle to open from the outside
Load Control System	12-mm Lexan cabin windshields
H frame with tilting system	Cabin dust filtration
Oscillating undercarriage	7" LCD color display
500-mm single-grouser steel pads, lubricated chain, dozer-roller version	Multimedia - Bluetooth radio
Combined aluminum cooler with anti-clogging fins	Additional LED headlights
ROPS/FOPS/OPS-approved cabin	Sonic System
Hydraulic winch control kit and push frame	

DIMENSIONS



A Overall length without attachment	178 in	C Max height	104 in
B Transport length with 140/U/PT attachment on ground and winch	253 in	D Overall track width	81 in (with 20 in pads)
		E See attachments table	

PT175 Tier 4 Final / Stage V

Engine Gross Power	173 hp
Engine Emission	U.S. EPA Tier 4 Final / EU Stage V
Travel Pumps	2 - EP control - 60 cc - Danfoss
Travel Motors	2 - HY control - 60 cc - Rexroth
Max Travel Pressure	6000 psi
Attachment Pump	1 - EP control - 100 cc - Danfoss
Max Mulcher Pressure	5080 psi
Hydraulic Oil Tank Capacity	61 gal
Fuel Tank Capacity	66 gal
DEF AdBlue® Tank	5 gal
Track Chain	155 mm pitch - Lubricated - Berco (std equipment, 20 in pads)
Lower Rollers	7 + 7 Single Flange
Carrier Rollers	2 + 2
Voltage	24 volt
Max Forward Speed	4.5 mph
Max Reverse Speed	4.5 mph
Gradeability	45° vertical, 32° lateral
Operating Weight	18960 lbs (std equipment with 20 in pads) 19654 lbs (td equipment with 28 in pads)
Ground Pressure	3.9 psi (std equipment / 28 in pads / 140/U/SONIC/PT175-175)

ATTACHMENT

MODEL	140/U/SONIC/PT175-175	200/SC/PT175
Head type	Mulcher	Mulcher
Working width (in)	72	47
Working width max range (in)	-	47
Total width (in)	85	47
Blade width (in)	-	44
Weight (lbs)	3750	3870
Rotor diameter (in)	18	-
Disc rotor diameter (in)	-	32
Disc rotor width (in)	-	6
Max. working depth (in)	-	20
Max shredding diameter (in)	10	20
No. teeth type C/3+C/3/SS	38+4	-
type I + C/3/SS	54+2	-
No. teeth type M/1+M/2+M/3+M/4	-	12+3+12+3
No. blades / teeth type BL + C/3/SS	30+2	-

TEETH

140/U/PT	200/SC		
ROTOR C	ROTOR I	ROTOR BL	DISC ROTOR
C/3 (standard)	I (option)	BLADE BL (option)	M/1 (standard)
C/3/HD (option)			M/2 (standard)
BLADE BL (option)			M/3 (standard)
STCL/3 (standard)			M/4 (standard)
K/3 (option)			
C/3/SS (L/R) (side scraper)	C/3/SS (L/R) (side scraper)	C/3/SS (L/R) (side scraper)	

OPTIONS

OPTIONS


Rear winch with 6-tpulling force	Chain guide
Canopy	Roller and drive wheel stone guard
Cabin pressurization system	Reversible and proportional radiator fan
Front cabin grille	Bio-oil
Visibility Package (LED headlights + back-up camera)	Heavy-duty filtration system (drainage and ejector kit)
6-mm Lexan cabin windshields	Engine and hydraulic oil pre-heating system
Air shutoff valve	Custom color
Easy Service package (oil filling pump and service lights)	Forestry protection kit (cabin side window grilles + engine compartment door protectors)
700-mm single-rib steel slides	




Easy Service package (service light)



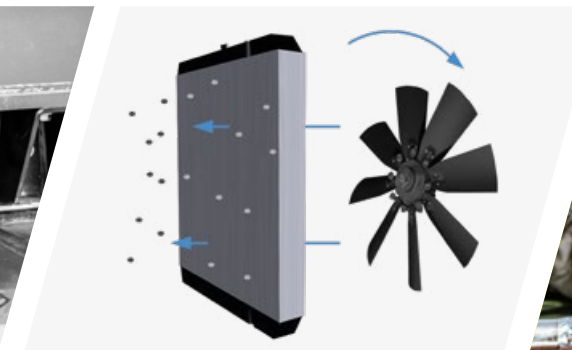
Easy Service package (oil filling pump)



Chain guide



Roller and drive wheel stone guard



Reversible and proportional radiator fan



Heavy-duty filtration system (ejector)



Rear winch with 6-tpulling force



Canopy



Cabin pressurization system



Heavy-duty filtration system (drainage)



Engine and hydraulic oil pre-heating system



Air shutoff valve



Front cabin grille



Visibility Package (back-up camera)



Visibility-Paket (LED-Scheinwerfe)



Forestry protection kit (cabin side window grilles + engine compartment door protectors)



28-in-single-rib steel slides