

## FORESTRY MULCHERS FOR EXCAVATORS


# DML/HY

### Forestry mulcher with fixed tooth rotor for excavators.


The small DML/HY is the most versatile fixed hammer excavator mulcher on the market. The VT automatic variable displacement hydraulic motor avoids any adjustment of the hydraulic levels on the excavator it is mounted too.

Both doors can be activated mechanically or hydraulically (optional) to allow for the mulching of trees (front door) and fine and fibrous material that does not require preventive removal (rear door).

 50-135 L/min

 Ø 12 cm max

 5-13 t



**VT motor**  
to increase performance  
and reduce operating costs

**Steel counter-blades**  
helps mulch material into a smaller final size

**Hydraulic rear hood**  
(optional)

**Hydraulic hood systems**  
(front and rear optional) for excellent mulching  
when operating in either direction

**Flow control valve**  
to protect the motor  
from excessive flow

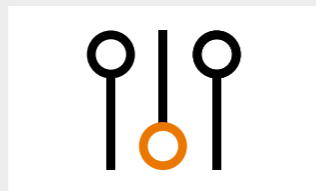
### MAIN OPTIONS



**Customized attachment bracket**



**Diverter valve system**  
to control the opening and  
closing of the front and rear  
hydraulic door



**Customized setting hydraulic motor**



**Customized attachment bracket with fixed thumb**

### STANDARD EQUIPMENT

17/34 cc variable manual displacement hydraulic piston motor (50-124 L/min) (DML/HY)	Bulkhead for hydraulic connections
55/38 cc variable torque hydraulic piston motor (80-135 L/min) (DML/HY/VT)	Front hood with mechanical adjustment
Flow control system valve	Rear hood with mechanical adjustment
Safety and anticavitation valve	Protection chains
Enclosed / anti dust machine body	Supporting service leg
Motor enclosed in the frame	Welded counterblades
Belt transmission	

### OPTIONS

32/65 cc variable manual displacement hydraulic piston motor (105-200 L/min) (DML/HY)	Hydraulic front hood
Customized setting hydraulic motor	Customized attachment bracket with pins
Diverter valve	Customized attachment bracket with pins and leg
Hydraulic rear hood	Multiple tooth options

MODEL	DML/HY-75	DML/HY-100	DML/HY-125	DML/HY/VT-75*	DML/HY/VT-100*	DML/HY/VT-125*
<b>Flow rate</b> (L/min)	50-124	50-124	50-124	80-135	80-135	80-135
<b>Pressure</b> (bar)	180-350	180-350	180-350	180-350	180-350	180-350
<b>Excavator weight</b> (t)	5-13	5-13	5-13	5-13	5-13	5-13
<b>Working width</b> (mm)	800	1000	1240	800	1000	1240
<b>Weight</b> (kg)	415	445	515	420	450	520
<b>Rotor diameter</b> (mm)	300	300	300	300	300	300
<b>Max shredding diameter</b> (mm)	120	120	120	120	120	120
<b>No. blades</b> type E	20	24	30	20	24	30

Data refers to machine as standard. The technical data in this catalogue may be altered without prior notice.  
\*Variable displacement hydraulic motor.



**BLADE E**  
(standard)



**BLADE E/HD**  
(option)