

PT300

TECHNICAL SPECIFICATIONS.

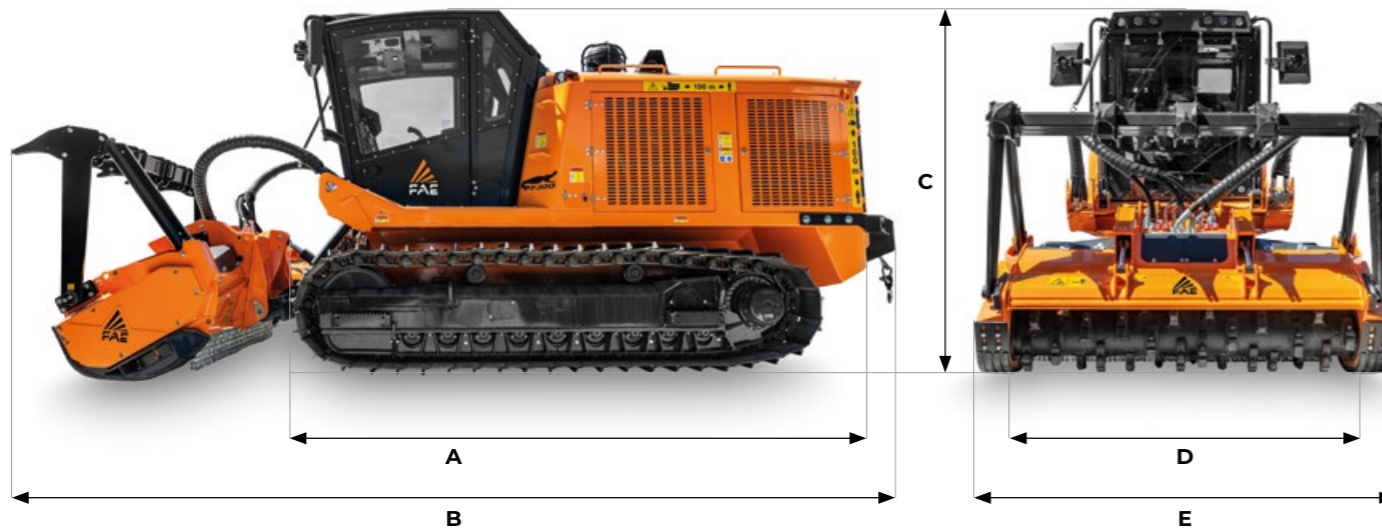


275 hp | CAT ENGINE | Tier 3 / Stage III A
302 hp | CAT ENGINE | Tier 4 Final / Stage V

STANDARD EQUIPMENT

CAT C7.1 Acert turbocharged and after-cooled engine	Ergonomic joysticks
DOC/DPF/SCR after-treatment system	Heating and air conditioning system
Hydrostatic transmission	Double emergency exit and roof hatch handle to open from the outside
Hydrostatic transmission attachments	12-mm Lexan cabin windshields
H frame with tilting system	Cabin dust filtration
Oscillating undercarriage	7" LCD color display
660-mm single-grouser steel pads, lubricated chain, dozer-roller version	Multimedia - Bluetooth radio
Combined aluminum cooler with anti-clogging fins	LED working lights
ROPS/FOPS/OPS-approved cabin	Air compressor system
Comfort driver's seat (heated and air suspended)	Sonic System
Hydraulic winch control kit and push frame	Overhead to fixed lift conversion kit

DIMENSIONS



- A** Overall length without attachment 4950 mm
- B** Transport length with 200/U/PT attachment on ground and winch 6900 mm
- C** Max height 2785 mm
- D** Overall track width 2360 mm (with 660 mm pads)
- E** See attachments table

PT300 III Tier 3 / Stage III A

PT300 III Tier 4 Final / Stage V

Engine Gross Power	275 hp	302 hp
Engine Emission	U.S. EPA Tier 3 / EU Stage III A	U.S. EPA Tier 4 Final / EU Stage V
Travel Pumps	2 - EP control - 78 cc - Danfoss	2 - EP control - 78 cc - Danfoss
Travel Motors	2 - HY control - 80 cc - Danfoss	2 - HY control - 80 cc - Danfoss
Max Travel Pressure	420 Bar	420 Bar
Attachment Pump	1 - EP control - 130 cc - Danfoss	1 - EP control - 147 cc - Danfoss
Max Mulcher Pressure	350 Bar	350 Bar
Hydraulic Oil Tank Capacity	320 L	320 L
Fuel Tank Capacity	340 L	340 L
DEF AdBlue® Tank	-	16 L
Track Chain	171 mm pitch - lubricated - Berco (std equipment with 660 mm pads)	171 mm pitch - lubricated - Berco (std equipment with 660 mm pads)
Lower Rollers	6 + 6 Single Flange + 3 + 3 Double Flange	6 + 6 Single Flange + 3 + 3 Double Flange
Carrier Rollers	2 + 2	2 + 2
Voltage	24 volt	24 volt
Max Forward Speed	6,5 Km/h	6,5 Km/h
Max Reverse Speed	6,5 Km/h	6,5 Km/h
Gradeability	45° vertical, 35° lateral	45° vertical, 35° lateral
Operating Weight	11110 Kg (std equipment with 660 mm pads) 11710 Kg (std equipment with 800 mm pads DG)	11360 Kg (std equipment with 660 mm pads) 11960 Kg (std equipment with 800 mm pads DG)
Ground Pressure	0,29 Kg/cm² (std equipment / 800 mm pads DG / 200/U/SONIC/PT300-225)	0,29 Kg/cm² (std equipment / 800 mm pads DG / 200/U/SONIC/PT300-225)

ATTACHMENT

MODEL	200/U/SONIC/PT300-200	200/U/SONIC/PT300-210	200/U/SONIC/PT300-225	300/U/SONIC/PT300-200
Head type	Mulcher	Mulcher	Mulcher	Mulcher
Working width (mm)	2064	2150	2304	2064
Total width (mm)	2464	2548	2704	2544
Weight (kg)	2440	2510	2600	3500 (C) - 3780 (B)
Rotor diameter (mm)	500	500	500	590
Max shredding diameter (mm)	350	350	350	400
No. teeth type B/3 + C/3/SS	-	-	-	72+2
type C/3+C/3/SS	42+2	44+2	46+2	44+2

MODEL	200/S/PT300-200	200/S/PT300-225	300/SC/PT300-220	SFM/PT300-225
Head type	Tiller	Tiller	Stump cutter	Multitask
Working width (mm)	2080	2320	-	2310
Working width max range (mm)	-	-	1450	-
Total width (mm)	2352	2662	1050	2620
Blade width (mm)	-	-	1050	-
Weight (kg)	3035	3162	2100	4215
Rotor diameter (mm)	600	600	1020 (Disc rotor)	670
Disc rotor width (mm)	-	-	160	-
Max working depth (mm)	300	300	1000	300
Max shredding diameter (mm)	300	300	500	200 (stones) - 350 (trees) - 450 (stumps)
No. teeth type B/3+C/3/SS	74+4	82+4	-	-
type M/1+M/2+M/3+M/4	-	-	24+4+24+4	-
type G/3+C/3/SS	74+4	82+4	-	-
type F/3+STC/3/FP+BAZ	-	-	-	58+6+4

TEETH

200/U/PT	300/U/PT	200/S/PT	300/SC/PT	SFM/PT
ROTOR C	ROTOR C	ROTOR B	ROTOR B	DISC ROTOR
C/3 (standard)	C/3 (standard)	B/3 (standard)	B/3 (standard)	M/1 (standard)
C/3/HD (option)	C/3/HD (option)	B/3/HD (option)	B/3/HD (option)	M/2 (standard)
K/3 (option)	K/3 (option)		G/3 (option)	M/3 (standard)
STCL/3 (option)	STCL/3 (option)		G/3/HD (option)	M/4 (standard)
C/3/SS (side scraper)	C/3/SS (side scraper)	C/3/SS (side scraper)	C/3/SS (side scraper)	
				STC/3/FP (side scraper)
				BAZ (side scraper)

OPTIONS

OPTIONS	
Rear winch with 6-t traction force	Chain guide
Canopy	6-mm Lexan cabin windshields
Bio-oil	Reversible and proportional radiator fan
Cabin pressurization system	Heavy-duty filtration system (drainage and ejector kit)
Front cabin grille	Custom color
Air window cleaning system	Engine and hydraulic oil pre-heating system
Visibility Package (LED headlights + back-up camera)	Air shutoff valve
Easy Service package (oil filling pump and service lights)	Automatic fire-extinguishing system
800-mm single-grouser steel pads	Forestry protection kit (cabin side window grilles + engine compartment door protectors)
800-mm double-grouser steel pads	Active Power Management system (Load Control and Floating System)
Roller and drive wheel undercarriage stone guard	



Visibility Package (back-up camera)




Visibility-Paket (LED-Scheinwerfer)



Easy Service package (service light)



Easy Service package (oil filling pump)



Chain guides - Rock guards



Forestry protection kit (cabin side window grilles + engine compartment door protectors)



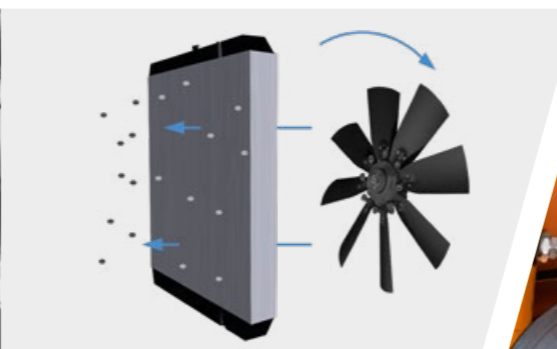
Rear winch with 6-t traction force



Canopy



H frame with tilting system



Reversible and proportional radiator fan



Heavy-duty filtration system (ejector)



Heavy-duty filtration system (drainage)



Cabin pressurization system



Front cabin grille



Air window cleaning system



Engine and hydraulic oil pre-heating system



Air shut-off system



Automatic fire-extinguishing system