

FORESTRY MULCHERS

UML - FML

Mulchers with fixed teeth / swinging hammer rotors for tractors.

The UML and the FML are mulchers designed and built to be used with tractors or low-power mechanical PTO vehicles (50 to 110 hp) for all shredding work involving bushes, branches, and trees with max. diameter of 20 cm. Their compact size, superior performance, and sturdiness make them ideal in every situation.


The UML/ST has a fixed-tooth rotor that makes it possible to choose between blades, Tungsten Carbide cutting tools or durable teeth suitable for rocky soil. The FML/ST is built with a swinging hammer rotor.



50-110 hp



Ø 20 cm max



Mechanical push frame
(optional)

Reversible gear box for frontal attachment
(optional)



Rotor with fixed (UML) or swinging hammers (FML)



STANDARD EQUIPMENT

Hydraulic rear hood	PTO shaft (FML)
Dual row protection chains	PTO shaft with cam clutch (UML)
Transmission with belts	Bolted-on rotor shafts (in forged steel) (UML)
Gearbox with freewheel	Welded steel counter-blades
Possibility to choose Transmission 540 / 1000 rpm	Adjustable skids

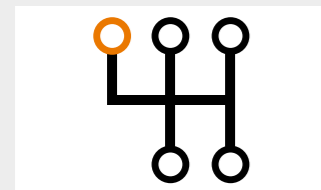
OPTIONS

Frontal attachment	Hydraulic top link
Extended 3 point linkage	Special skids to go underground (UML)
Multiple tooth options (UML)	Mechanical guard frame

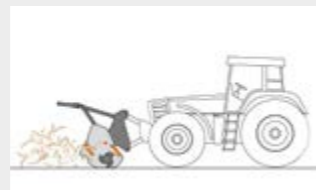
MODEL	UML-125	UML-150	UML-175	UML-200	FML-125	FML-150	FML-175	FML-200
Tractor (hp)	50-110	60-110	70-110	80-110	50-100	60-110	70-110	80-110
PTO (rpm)	540 - 1000	540 - 1000	540 - 1000	540 - 1000	540 - 1000	540 - 1000	540 - 1000	540 - 1000
Working width (mm)	1342	1582	1822	2062	1340	1580	1820	2060
Total width (mm)	1637	1877	2117	2357	1637	1877	2117	2357
Weight (kg)	840	930	1060	1190	820	890	950	1020
Rotor diameter (mm)	425	425	425	425	425	425	425	425
Max shredding diameter (mm)	200	200	200	200	200	200	200	200
No. teeth type C/3+C/3/SS	26+2	32+2	36+2	42+2	-	-	-	-
type I+C/3/SS	36+2	42+2	50+2	58+2	-	-	-	-
No. hammers type FMM	-	-	-	-	20	24	28	32

Data refers to machine as standard. The technical data in this catalogue may be altered without prior notice.

MAIN OPTIONS



Possibility to choose transmission 540 rpm and 1000 rpm



Frontal attachment



Mechanical push frame
guides and pushes material away from carrier

ROTOR TYPE C



TOOTH C/3
(standard)



TOOTH C/3/HD
(option)



BLADE BL
(option - requires adaptor)



TOOTH K/3
(option)

ROTOR TYPE I



TOOTH I
(option)



TOOTH C/3/SS
(side scraper)



HAMMER FMM
(standard)