

STONE CRUSHERS


STCH

Stone crusher for PTO tractors with fixed teeth rotor.

FAE renews the existing STCH range, adapting to the most powerful tractors (from 280 to 400 hp), with a maximum operating depth of 25 cm and the ability to crush stones up to 50 cm in diameter. Among the main technical innovations there is the hydraulic counter blade that can be adjusted directly from the tractor's cab, the oversized door and interchangeable

internal Hardox® protections. It is also equipped with a new side-scraper system to limit side wear, adjustable skids, as well as interchangeable protection chains. The three models available (with working widths of 200, 225 and 250 cm) make it perfect for different jobs, particularly to treat soils with large quantities of moving stones.


 280-400 hp

 Ø 50 cm max (stones)

 Depth 25 cm



Completely closed/dust-resistant machine body to protect the machine's transmission and components



Hydraulic rear hood for an optimal material sizing and control



Skids with interchangeable Hardox® shoes and ploughshares allows an easy maintenance & an improved machine penetration into the soil




Hydraulic counter-blade allows to check the size of the shredded material directly from the tractor cab

Oversized material inlet allows also to surface stones to enter the crushing chamber



Interchangeable internal Hardox® wear plates for use in extreme conditions and for easier maintenance



MAIN OPTIONS



Grader blade (road kit) for grading and compaction



Hydraulic top link for an optimal working depth control



Dozing blade to level the crushed material



Dozing blade with springs system to level and compact the crushed material, creating a uniform base

STANDARD EQUIPMENT

Hydraulic rear hood	Gearbox with freewheel
Interchangeable inner antiwear plates in Hardox®	PTO shaft
Enclosed machine body	Cam clutch on side PTO
Centralized greasing hub	Bolted-on rotor shafts (in forged steel)
Inside lateral protection	Adjustable Hardox® counter-blade
Dual row protection chains	Adjustable skids
Transmission with belts	Penetration skids
Flat pressed welded steel counter-blades	

OPTIONS

Multiple tooth options	Grader blade (road kit)
Hydraulic top link	Dozing blades with spring system
Dozing blade	

MODEL	STCH-200	STCH-225	STCH-250
Tractor (hp)	280-400	280-400	280-400
PTO (rpm)	1000	1000	1000
Working width (mm)	2080	2320	2560
Total width (mm)	2566	2806	3046
Weight (kg)	4850	5050	5250
Rotor diameter (mm)	700	700	700
Max shredding diameter (mm)	500	500	500
Max working depth (mm)	250	250	250
No. teeth type STC/3+STC/3/HD+STC/FP	50+4+4	56+4+4	62+4+4

Data refers to machine as standard. The technical data in this catalogue may be altered without prior notice.



TOOTH STC/3
(standard)



TOOTH STC/3/HD
(option)



TOOTH STC/3/FP
(option)



TOOTH STC/3/HD
(side scraper)



TOOTH STC/FP
(side scraper)